

N O R T H   C A R O L I N A  
I N D E P E N D E N T  
C O L L E G E S & U N I V E R S I T I E S

Presentation to

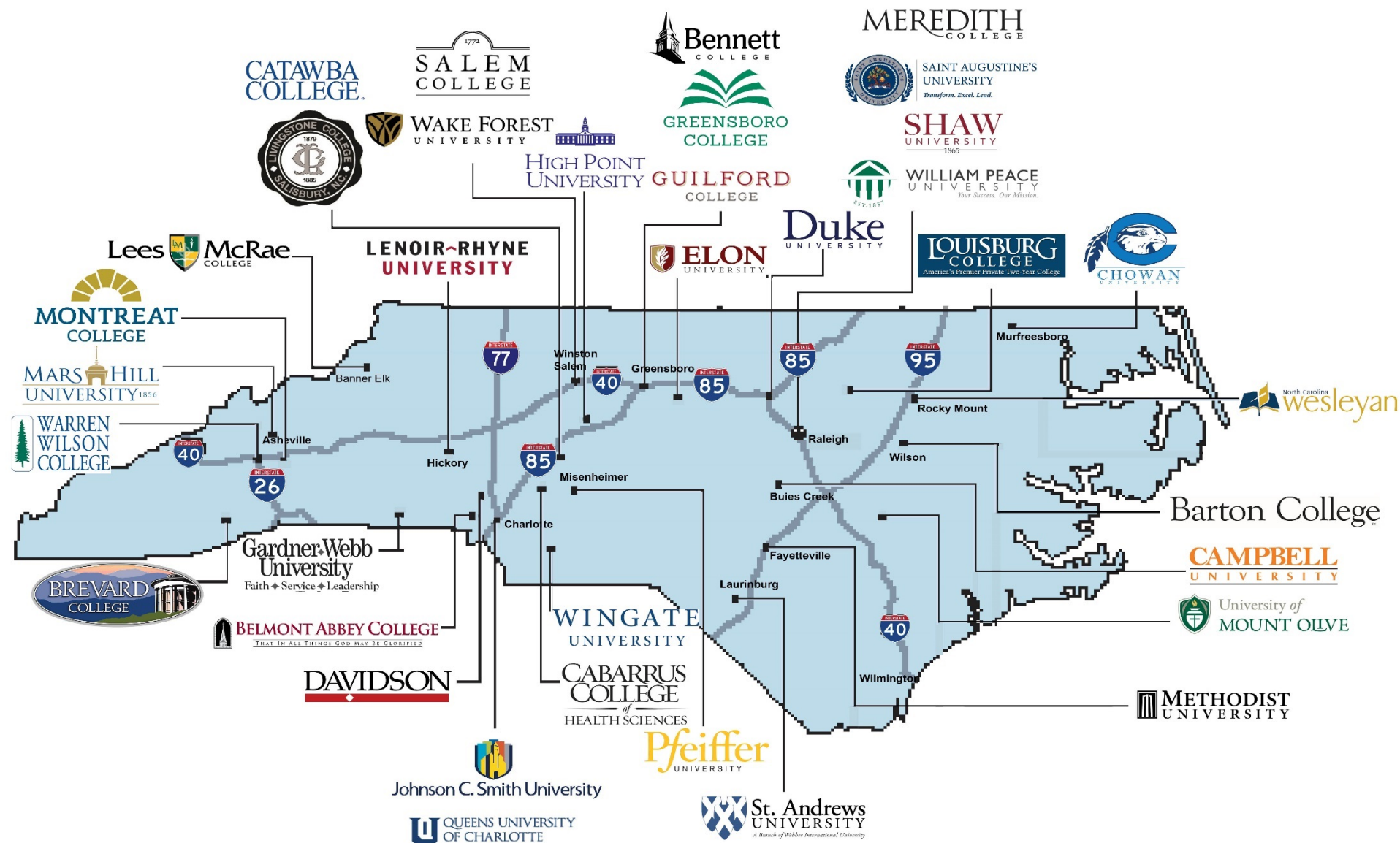
**JOINT EDUCATION APPROPRIATIONS COMMITTEE**

Wednesday, February 22, 2017

**A. HOPE WILLIAMS**, President

**TOM WEST**, VP for Government Relations/General Counsel

# North Carolina Independent Colleges and Universities



# NCICU

**36**

**PRIVATE COLLEGES AND UNIVERSITIES**

**90k**

**STUDENTS**

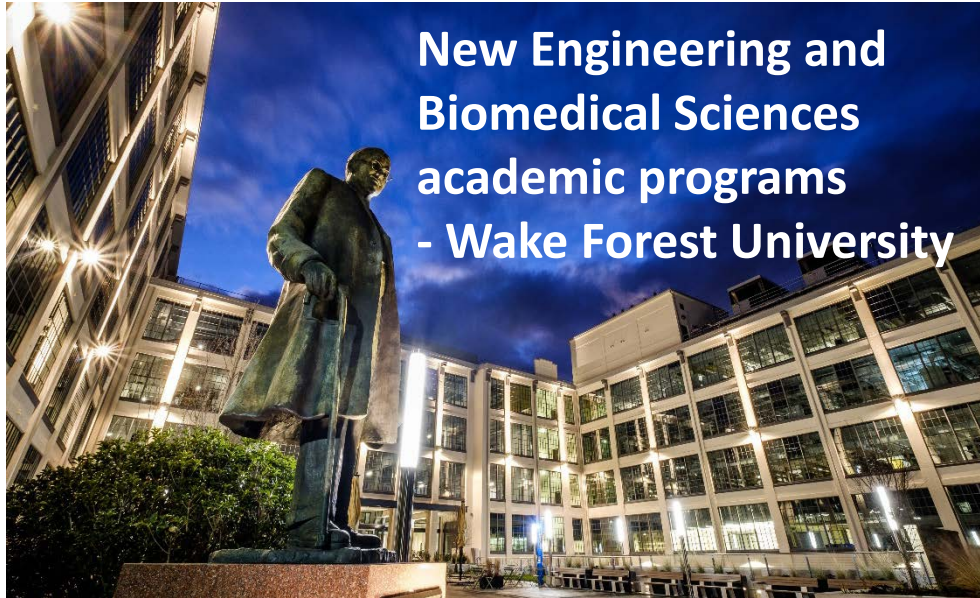
**70k**

**UNDERGRADUATE**

**20k**

**GRADUATE**

# NCICU Institutions Invest in STEM Degrees



Ferguson Health Sciences Center – Mars Hill University



NORTH CAROLINA  
INDEPENDENT  
COLLEGES & UNIVERSITIES

# NCICU Institutions Invest in STEM Degrees



Montreat College Cybersecurity Degree



HIGH POINT UNIVERSITY  
CONGDON SCHOOL OF HEALTH SCIENCES  
& FRED WILSON SCHOOL OF PHARMACY



Levine College of Health Sciences  
Wingate University

NORTH CAROLINA  
INDEPENDENT  
COLLEGES & UNIVERSITIES

# Degrees Awarded – Education Value to the State



**30%**  
Bachelor  
Degrees

**38%**  
PT  
Degrees

**51%**  
Medical  
Degrees

**53%**  
Pharmacy  
Degrees



**52%**  
Nursing  
Masters  
Degrees

**65%**  
Law  
Degrees

**88%**  
PA  
Degrees

# Teacher Education

**31**

NCICU institutions have teacher education programs

- **2,763** undergraduates

- **1,858** graduates

**84%**

of students who graduated from NCICU programs between 2003-13 were licensed to teach in North Carolina within one year.

**54%**

of NCICU Teacher Education graduates between 2003-2013 who were licensed to teach in North Carolina were still teaching in the state in 2014

**22%**

of new 2014-15 public school teachers graduating from a North Carolina college/university were from an NCICU program

**29%**

of ALL public school teachers in 2014-15 who graduated from a North Carolina college were from an NCICU institution

## Statewide Economic Impact Analysis for

NORTH CAROLINA  
INDEPENDENT  
COLLEGES & UNIVERSITIES

**\$14.2**  
**BILLION**  
economic impact in  
FY 2012-2013



Equivalent to  
**219,590** new jobs



**101,926** Students in the NCICU Sector

**\$4.5B** clinical  
spending

**\$1.1B** research  
spending

**\$166.3M**  
construction  
spending

**\$4.9 Billion**  
added income  
generated by  
alumni

**66,309**  
employees

**\$4B** payroll/  
benefits

**\$360M**  
students/  
visitor spending

Annual Income by Education Level at career midpoint in NC

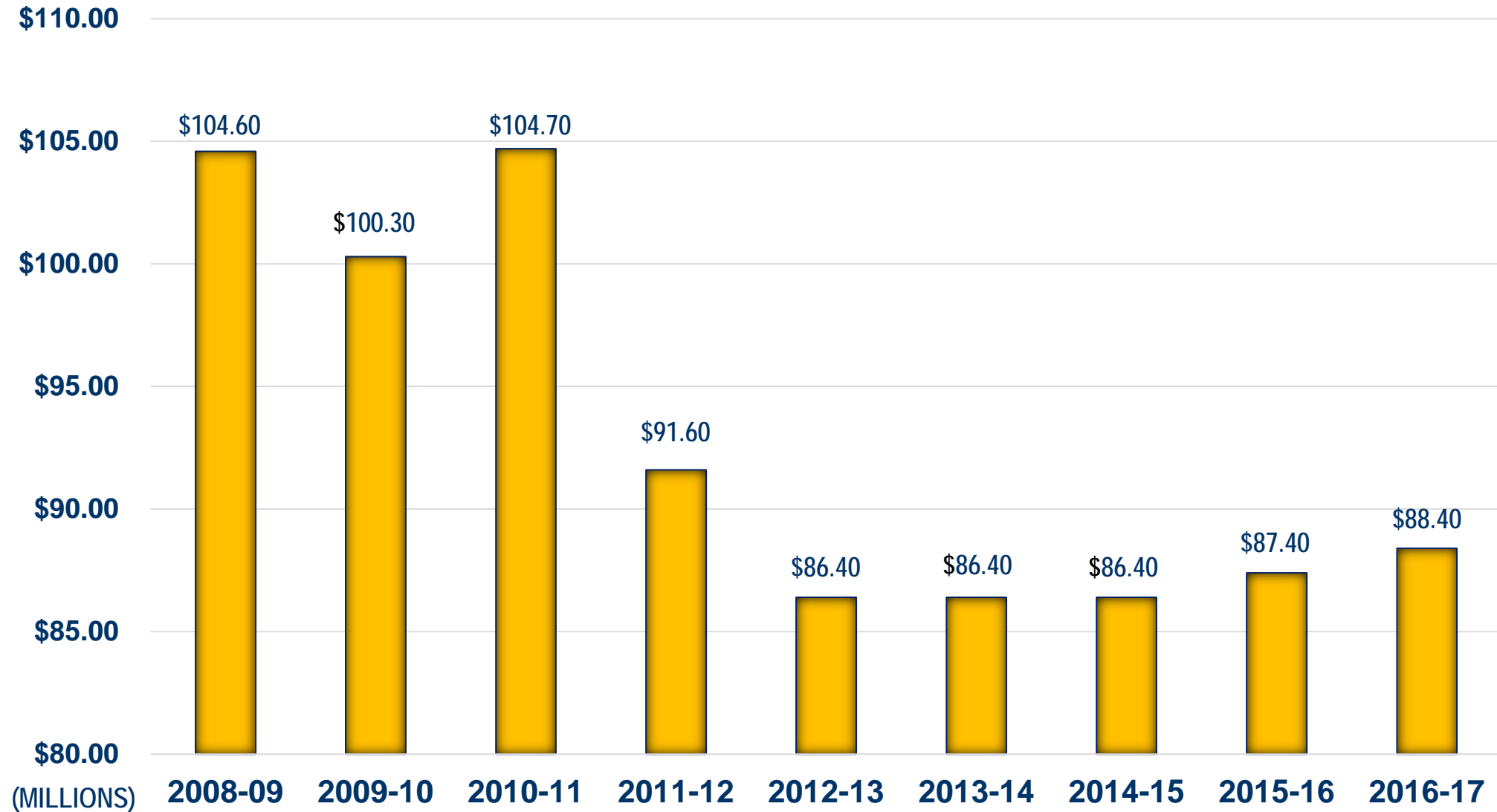


Source: EMSI complete employment data.

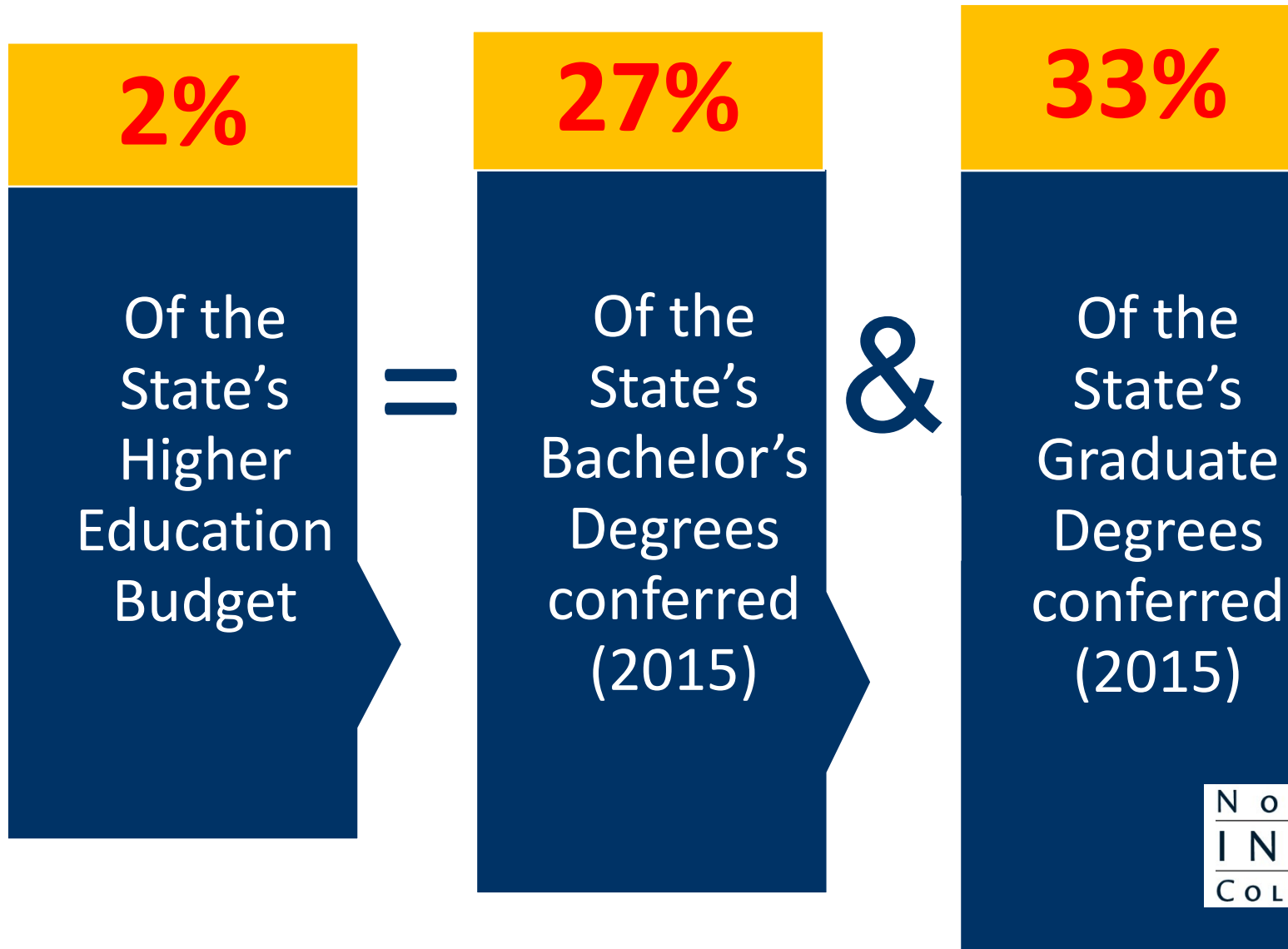
# Economic Value to the State

NORTH CAROLINA  
INDEPENDENT  
COLLEGES & UNIVERSITIES

# State Financial Aid for NC Independent College/University Students



# NCICU – Cost/Benefit Value to the State





NORTH CAROLINA  
INDEPENDENT  
COMMERCIAL UNIVERSITY